

Double Robe Hook

Model: BS9-22

Features

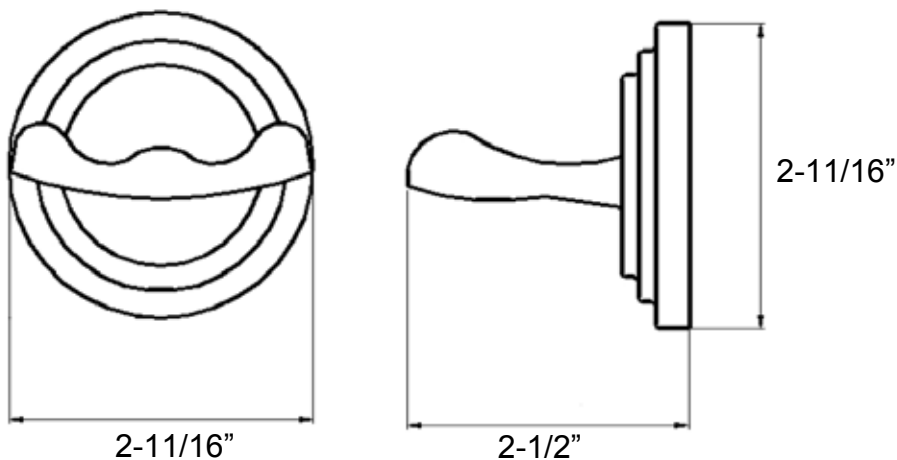
- Concealed Surface Mount Application
- Provided with
 - Mounting Plate: 2-1/4" x 1"
 - Plastic Anchors x 2
 - Steel Phillips Head Screws #8 x 1-1/4"
- Projection: 2-1/2" from Mounting Surface
- Overall Size: 2-11/16" x 2-11/16"

Eureka
Collection



Available Finish

- | | |
|---|---|
| <input type="checkbox"/> Chrome | <input type="checkbox"/> Satin Nickel |
| <input type="checkbox"/> Polished Brass | <input type="checkbox"/> Nickel / Brass |
| <input type="checkbox"/> Chrome / Brass | |



Metal Towel Ring

Model: BS9-30

Features

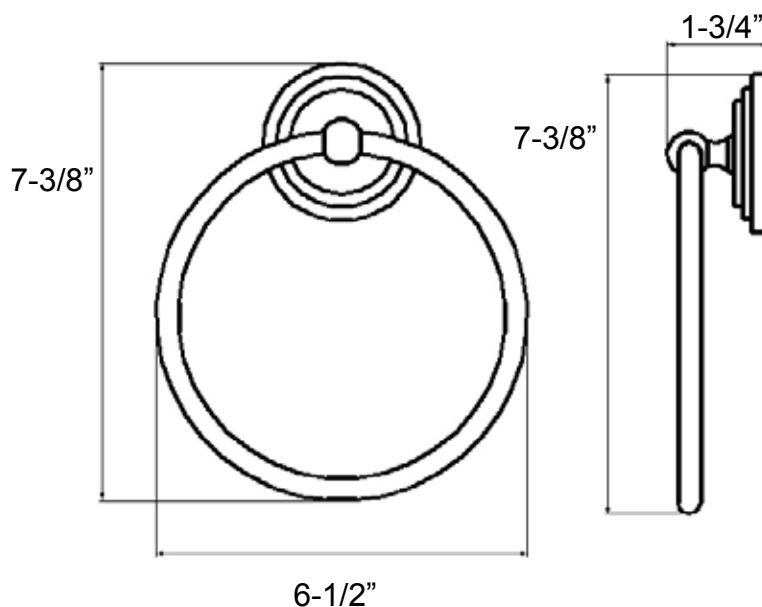
- Concealed Surface Mount Application
- Provided with
 - Mounting Plate: 2-1/4" x 1"
 - Plastic Anchors x 2
 - Steel Phillips Head Screws #8 x 1-1/4
- Projection: 1-3/4" from Mounting Surface "
- Overall Size: 6-1/2" x 7-3/8"
- Ring: 6" Diameter

Eureka
Collection



Available Finish

- | | |
|---|---|
| <input type="checkbox"/> Chrome | <input type="checkbox"/> Satin Nickel |
| <input type="checkbox"/> Polished Brass | <input type="checkbox"/> Nickel / Brass |
| <input type="checkbox"/> Chrome / Brass | |



Surface Paper Holder

Model: BS9-42

Features

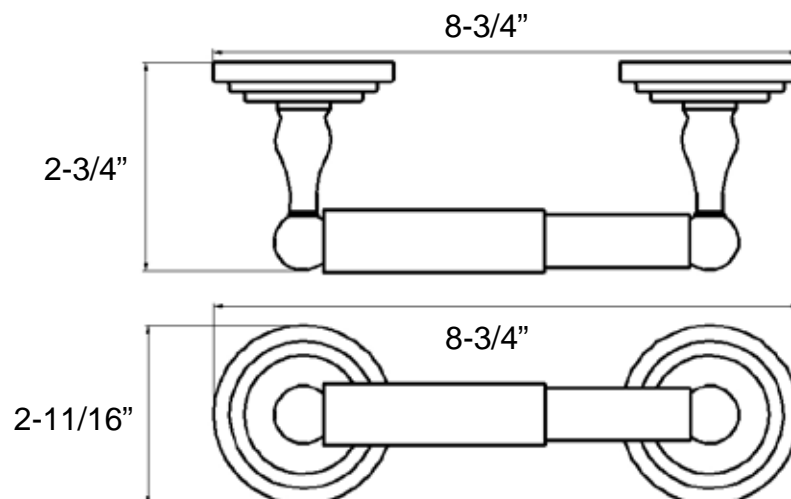
- Material: Solid Brass
- Concealed Surface Mount Application
- Provided with
 - Mounting Plate: 2-1/4" x 1"
 - Plastic Anchors x 4
 - Steel Phillips Head Screws #8 x 1-1/4"
- Projection: 2-3/4" from Mounting Surface
- Spring Load Plastic Paper Holder Roller 7/8" Diameter x 6"
- Overall Size: 8-3/4" x 2-11/16"

Eureka
Collection



Available Finish

- | | |
|---|---|
| <input type="checkbox"/> Chrome | <input type="checkbox"/> Satin Nickel |
| <input type="checkbox"/> Polished Brass | <input type="checkbox"/> Nickel / Brass |
| <input type="checkbox"/> Chrome / Brass | |



European-Style Paper Holder

Model: BS9-43

Features

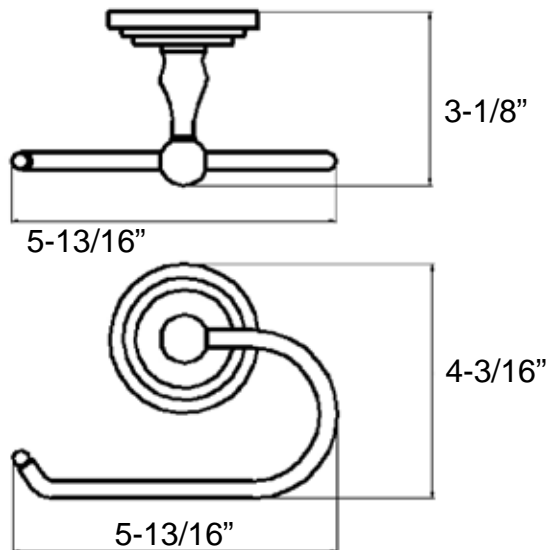
- Material: Zinc Die-cast
- Concealed Surface Mount Application
- Provided with
 - Mounting Plate: 2-1/4" x 1"
 - Plastic Anchors x 2
 - Steel Phillips Head Screws #8 x 1-1/4"
- Projection: 3-1/8" from Mounting Surface
- Overall Size: 5-13/16" x 4-3/16"

Eureka
Collection



Available Finish

- | | |
|---|---|
| <input type="checkbox"/> Chrome | <input type="checkbox"/> Satin Nickel |
| <input type="checkbox"/> Polished Brass | <input type="checkbox"/> Nickel / Brass |
| <input type="checkbox"/> Chrome / Brass | |



Tumbler Holder with Glass Tumbler

Model: BS9-50

Features

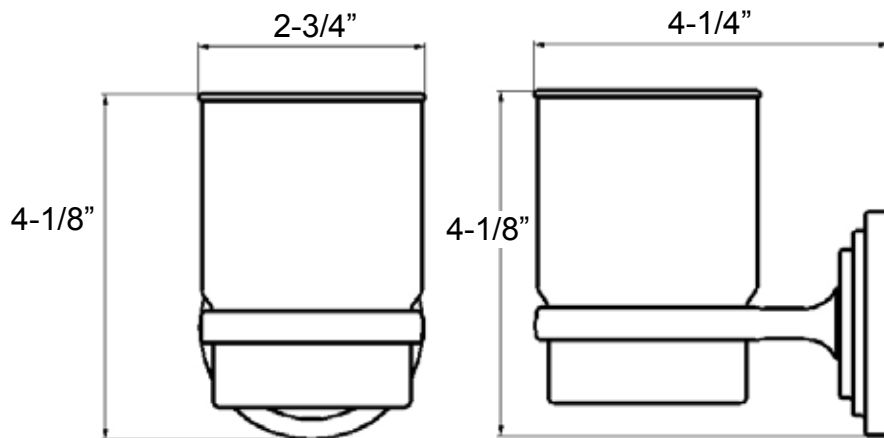
- Concealed Surface Mount Application
- Provided with
 - Mounting Plate: 2-1/4" x 1"
 - Plastic Anchors x 2
 - Steel Phillips Head Screws #8 x 1-1/4"
- Projection: 4-1/4" from Mounting Surface
- Overall Size: 2-3/4" x 4-1/8"

Eureka
Collection



Available Finish

- | | |
|---|---|
| <input type="checkbox"/> Chrome | <input type="checkbox"/> Satin Nickel |
| <input type="checkbox"/> Polished Brass | <input type="checkbox"/> Nickel / Brass |
| <input type="checkbox"/> Chrome / Brass | |



Soap Holder with Glass Dish

Model: BS9-60

Features

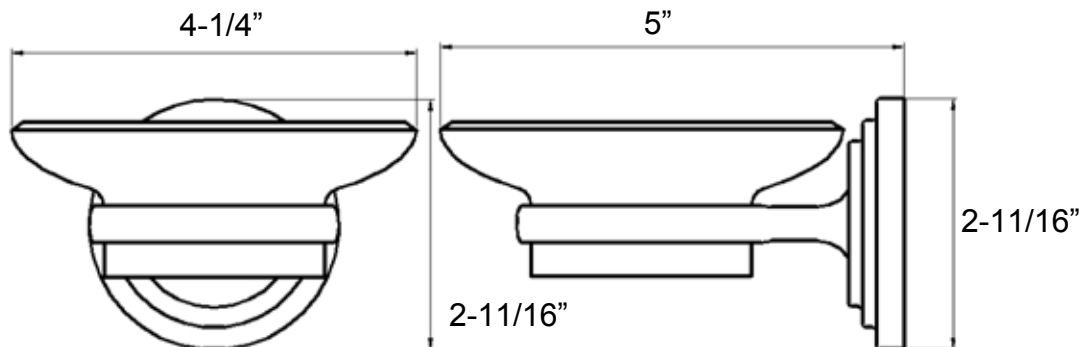
- Concealed Surface Mount Application
- Provided with
 - Mounting Plate: 2-1/4" x 1"
 - Plastic Anchors x 2
 - Steel Phillips Head Screws #8 x 1-1/4"
- Projection: 5" from Mounting Surface
- Overall Size: 4-1/4" x 3"

Eureka
Collection



Available Finish

- | | |
|---|---|
| <input type="checkbox"/> Chrome | <input type="checkbox"/> Satin Nickel |
| <input type="checkbox"/> Polished Brass | <input type="checkbox"/> Nickel / Brass |
| <input type="checkbox"/> Chrome / Brass | |



18" x 5/8" Towel Bar (round bar)

Model: BS9-15818

Features

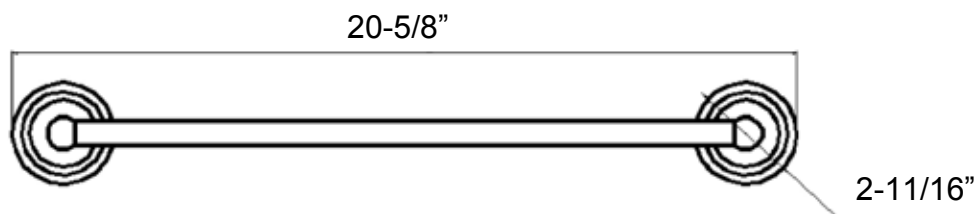
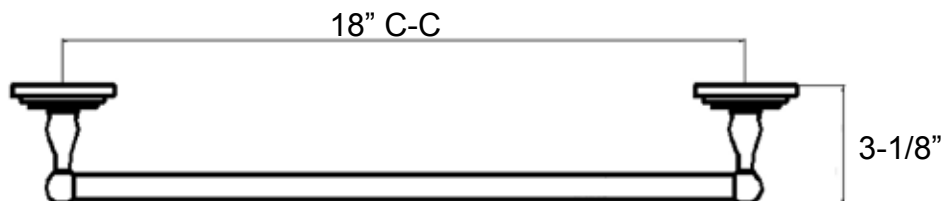
- Concealed Surface Mount Application
- Provided with
 - Mounting Plate: 2-1/4" x 1"
 - Plastic Anchors x 4
 - Steel Phillips Head Screws #8 x 1-1/4
- Projection: 3-1/8" from Mounting Surface "
- Overall Size: 20-5/8" x 2-11/16"

Eureka
Collection



Available Finish

- | | |
|---|---|
| <input type="checkbox"/> Chrome | <input type="checkbox"/> Satin Nickel |
| <input type="checkbox"/> Polished Brass | <input type="checkbox"/> Nickel / Brass |
| <input type="checkbox"/> Chrome / Brass | |



24" x 5/8" Towel Bar (round bar)

Model: BS9-15824

Features

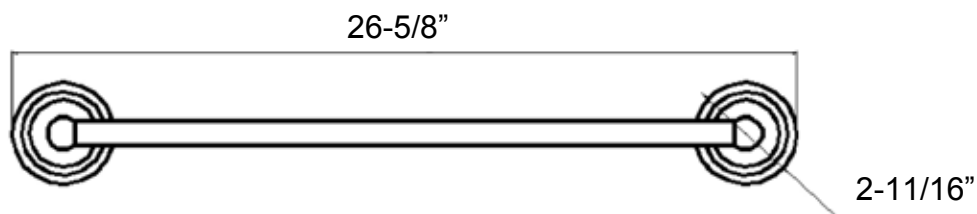
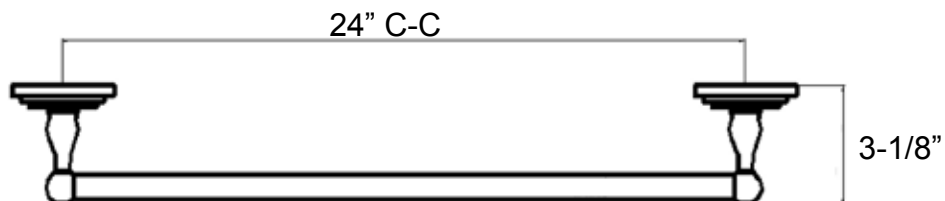
- Concealed Surface Mount Application
- Provided with
 - Mounting Plate: 2-1/4" x 1"
 - Plastic Anchors x 4
 - Steel Phillips Head Screws #8 x 1-1/4"
- Projection: 3-1/8" from Mounting Surface
- Overall Size: 26-5/8" x 2-11/16"

Eureka
Collection



Available Finish

- | | |
|---|---|
| <input type="checkbox"/> Chrome | <input type="checkbox"/> Satin Nickel |
| <input type="checkbox"/> Polished Brass | <input type="checkbox"/> Nickel / Brass |
| <input type="checkbox"/> Chrome / Brass | |




24" x 5/8" Dual Towel Bar (round bar)

Model: BS9-15824D

Features

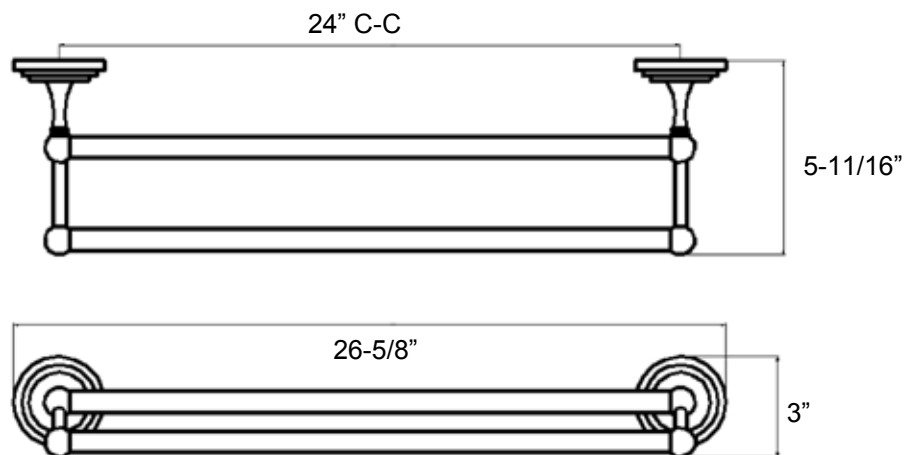
- Concealed Surface Mount Application
- Provided with
 - Mounting Plate: 2-1/4" x 1"
 - Plastic Anchors x 4
 - Steel Phillips Head Screws #8 x 1-1/4"
- Projection: 5-11/16" from Mounting Surface
- Overall Size: 26-5/8" x 3"

Eureka
Collection



Available Finish

- | | |
|---|---|
| <input type="checkbox"/> Chrome | <input type="checkbox"/> Satin Nickel |
| <input type="checkbox"/> Polished Brass | <input type="checkbox"/> Nickel / Brass |
| <input type="checkbox"/> Chrome / Brass | |



30" x 5/8" Towel Bar (round bar)

Model: BS9-15830

Features

- Concealed Surface Mount Application
- Provided with
 - Mounting Plate: 2-1/4" x 1"
 - Plastic Anchors x 4
 - Steel Phillips Head Screws #8 x 1-1/4"
- Projection: 3-1/8" from Mounting Surface
- Overall Size: 32-5/8" x 2-11/16"

Eureka
Collection



Available Finish

- | | |
|---|---|
| <input type="checkbox"/> Chrome | <input type="checkbox"/> Satin Nickel |
| <input type="checkbox"/> Polished Brass | <input type="checkbox"/> Nickel / Brass |
| <input type="checkbox"/> Chrome / Brass | |

