

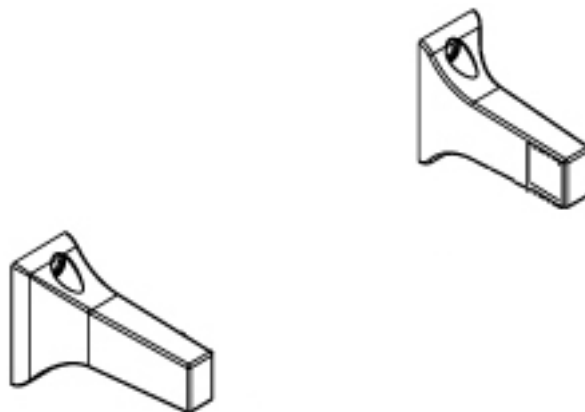
Towel Bar Post (3/4" square)

Model: BE2-13800

Features

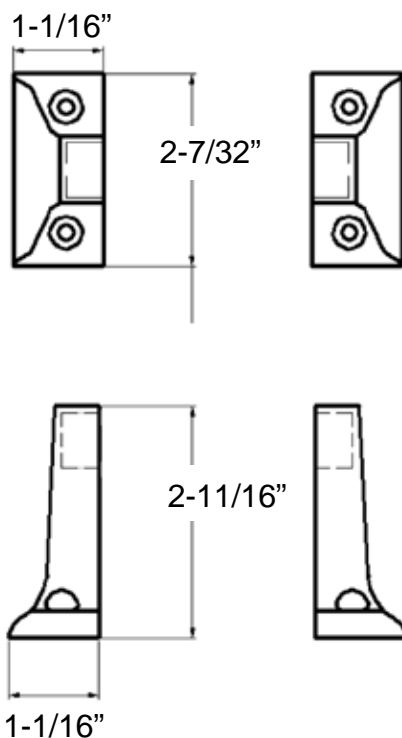
- Material: Zinc Die-cast
- Exposed Screw Surface Mount Application
- Provided with
 - Plastic Anchors x 4
 - Steel Phillips Head Screws #8 x 1-1/4"
- Projection: 2-11/16" from Mounting Surface
- Overall Size: 1-1/16" x 2-7/32"

Edison
Collection



Available Finish

- ☐ Chrome



18" x 3/4" Towel Bar (square bar)

Model: BE2-13818

Features

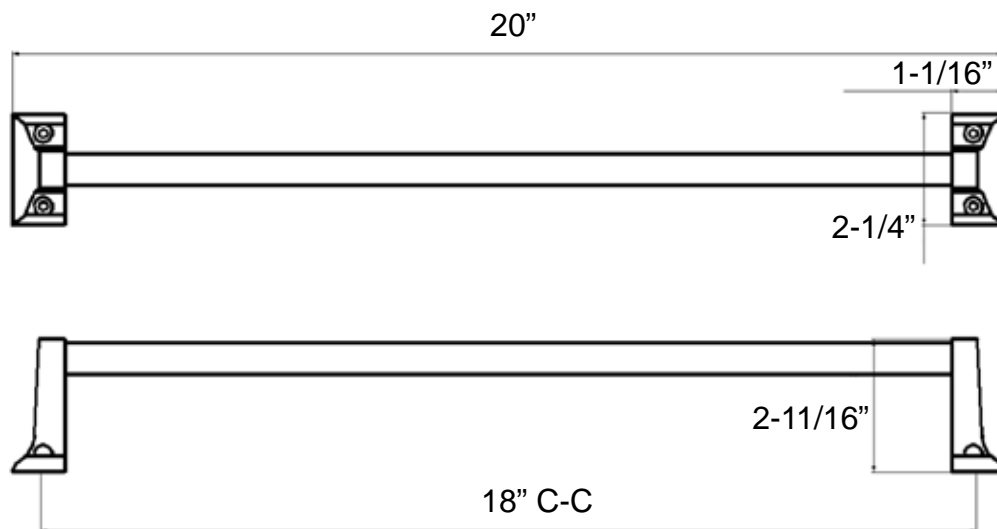
- Material: Zinc Die-cast
- Exposed Screw Surface Mount Application
- Provided with
 - Plastic Anchors x 4
 - Steel Phillips Head Screws #8 x 1-1/4"
- Projection: 2-11/16" from Mounting Surface
- Overall Size: 20" x 2-1/4"

Edison
Collection



Available Finish

- ☐ Chrome



24" x 3/4" Towel Bar (square bar)

Model: BE2-13824

Features

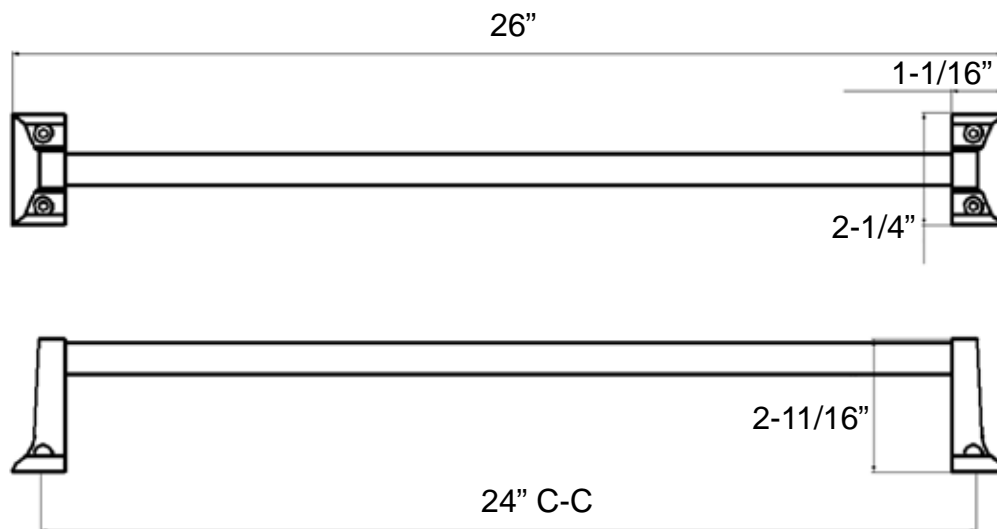
- Material: Zinc Die-cast
- Exposed Screw Surface Mount Application
- Provided with
 - Plastic Anchors x 4
 - Steel Phillips Head Screws #8 x 1-1/4"
- Projection: 2-11/16" from Mounting Surface
- Overall Size: 26" x 2-1/4"

Edison
Collection



Available Finish

- ☐ Chrome



30" x 3/4" Towel Bar (square bar)

Model: BE2-13830

Features

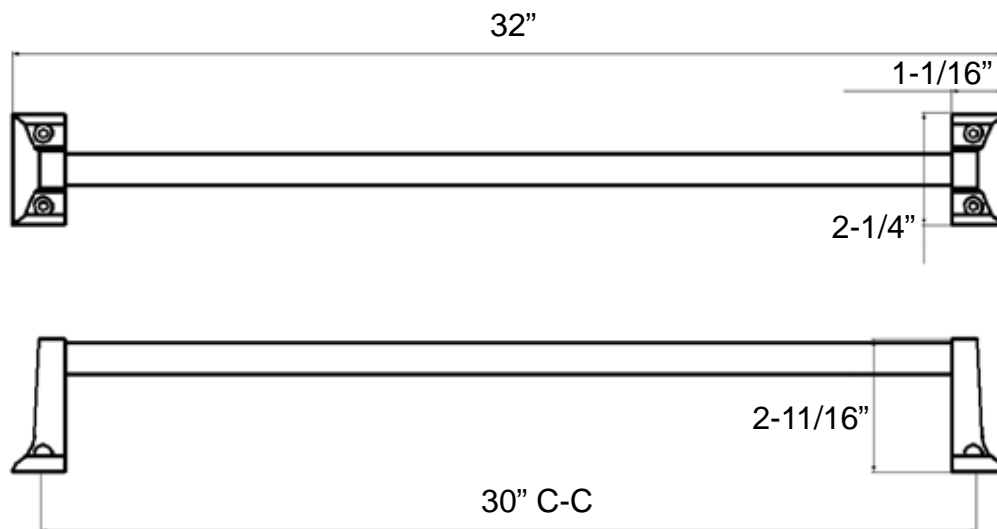
- Material: Zinc Die-cast
- Exposed Screw Surface Mount Application
- Provided with
 - Plastic Anchors x 4
 - Steel Phillips Head Screws #8 x 1-1/4"
- Projection: 2-11/16" from Mounting Surface
- Overall Size: 32" x 2-1/4"

Edison
Collection



Available Finish

- ☐ Chrome



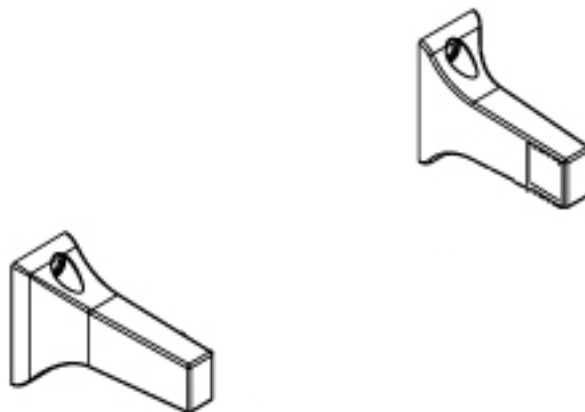
Towel Bar Post (5/8" square)

Model: BE2-15800

Features

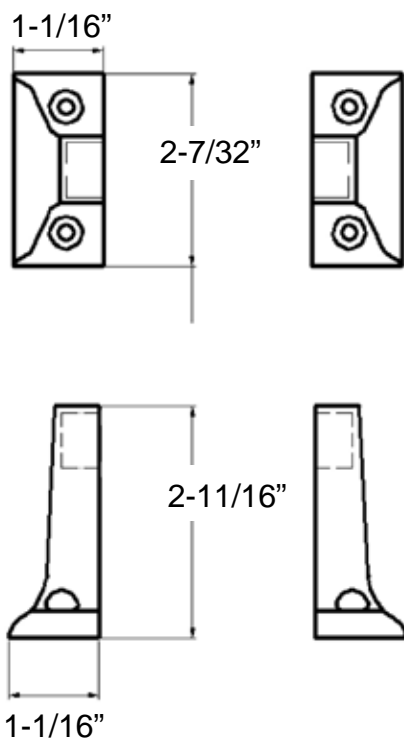
- Material: Zinc Die-cast
- Exposed Screw Surface Mount Application
- Provided with
 - Plastic Anchors x 4
 - Steel Phillips Head Screws #8 x 1-1/4"
- Projection: 2-11/16" from Mounting Surface
- Overall Size: 1-1/16" x 2-7/32"

Edison
Collection



Available Finish

- ☐ Chrome



18" x 5/8" Towel Bar (square bar)

Model: BE2-15818

Features

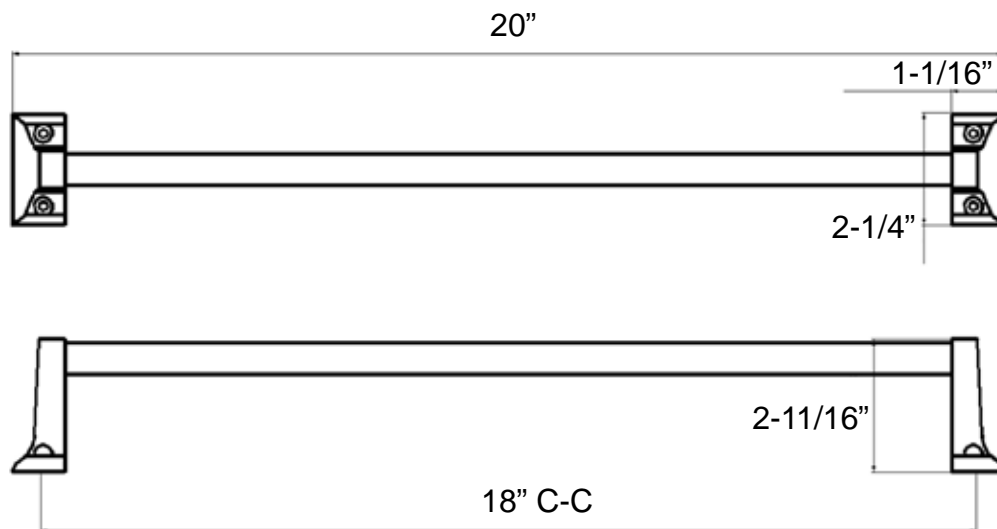
- Material: Zinc Die-cast
- Exposed Screw Surface Mount Application
- Provided with
 - Plastic Anchors x 4
 - Steel Phillips Head Screws #8 x 1-1/4"
- Projection: 2-11/16" from Mounting Surface
- Overall Size: 20" x 2-1/4"

Edison
Collection



Available Finish

- ☐ Chrome



24" x 5/8" Towel Bar (square bar)

Model: BE2-15824

Features

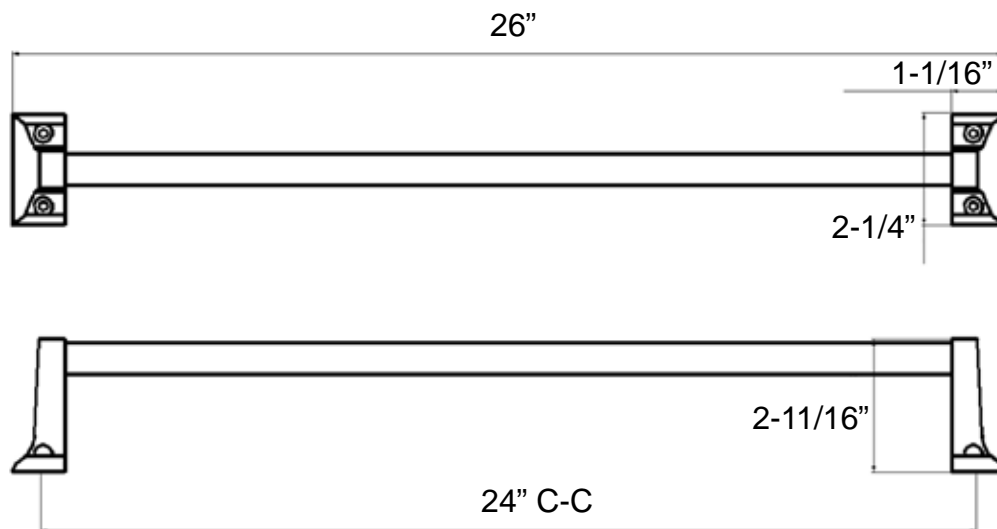
- Material: Zinc Die-cast
- Exposed Screw Surface Mount Application
- Provided with
 - Plastic Anchors x 4
 - Steel Phillips Head Screws #8 x 1-1/4"
- Projection: 2-11/16" from Mounting Surface
- Overall Size: 26" x 2-1/4"

Edison
Collection



Available Finish

- ☐ Chrome



30" x 5/8" Towel Bar (square bar)

Model: BE2-15830

Features

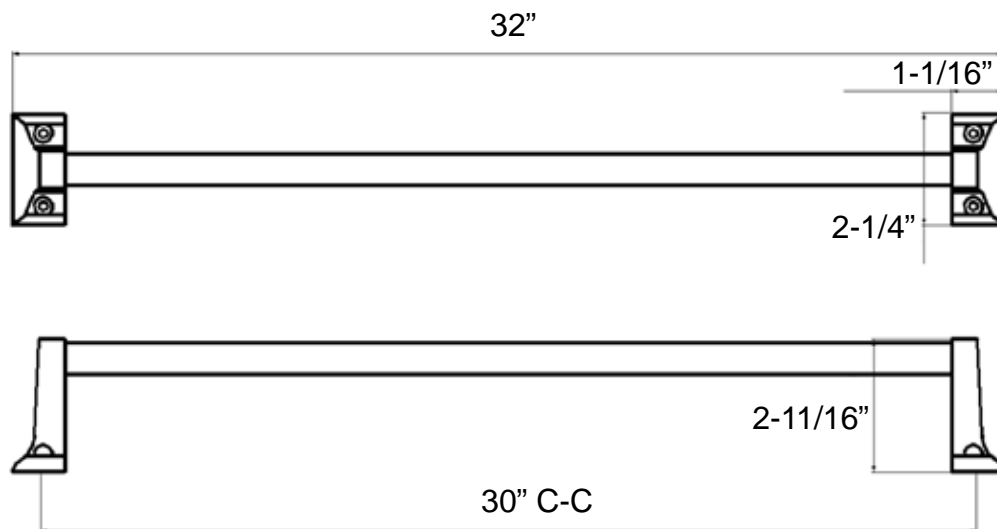
- Material: Zinc Die-cast
- Exposed Screw Surface Mount Application
- Provided with
 - Plastic Anchors x 4
 - Steel Phillips Head Screws #8 x 1-1/4"
- Projection: 2-11/16" from Mounting Surface
- Overall Size: 32" x 2-1/4"

Edison
Collection



Available Finish

- ☐ Chrome



Double Robe Hook

Model: BE2-22

Features

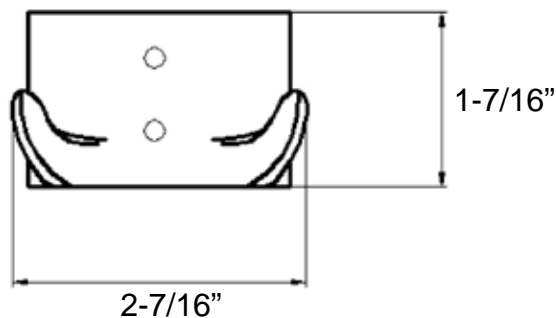
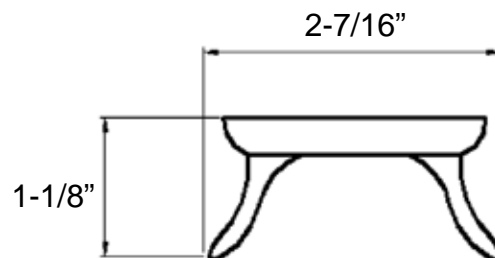
- Material: Zinc Die-cast
- Exposed Screw Surface Mount Application
- Provided with
 - Plastic Anchors x 2
 - Steel Phillips Head Screws #8 x 1-1/4"
- Projection: 1-1/8" from Mounting Surface
- Overall Size: 2-7/16" x 1-7/16"

Edison
Collection



Available Finish

- ☐ Chrome



Metal Towel Ring

Model: BE2-30

Features

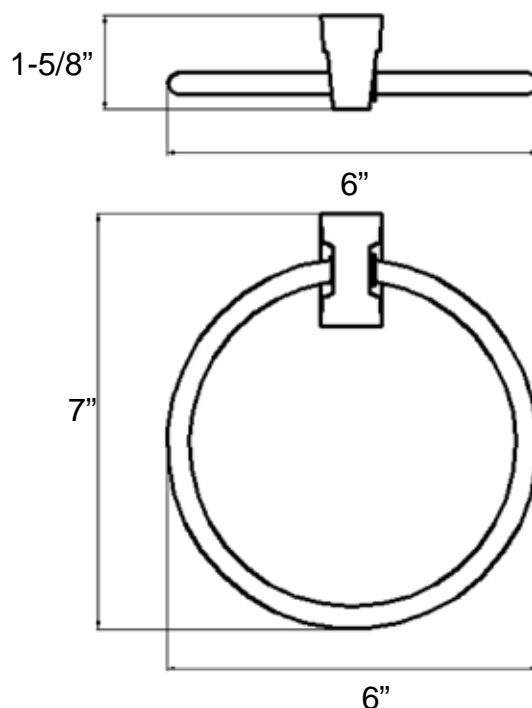
- Material: Zinc Die-cast
- Exposed Screw Surface Mount Application
- Provided with
 - Plastic Anchors x 2
 - Steel Phillips Head Screws #8 x 1-1/4"
- Projection: 1-5/8" from Mounting Surface
- Overall Size: 6" x 7"
- Ring: 6" Diameter

Edison
Collection



Available Finish

- ☐ Chrome



Lucite Towel Ring

Model: BE2-31

Features

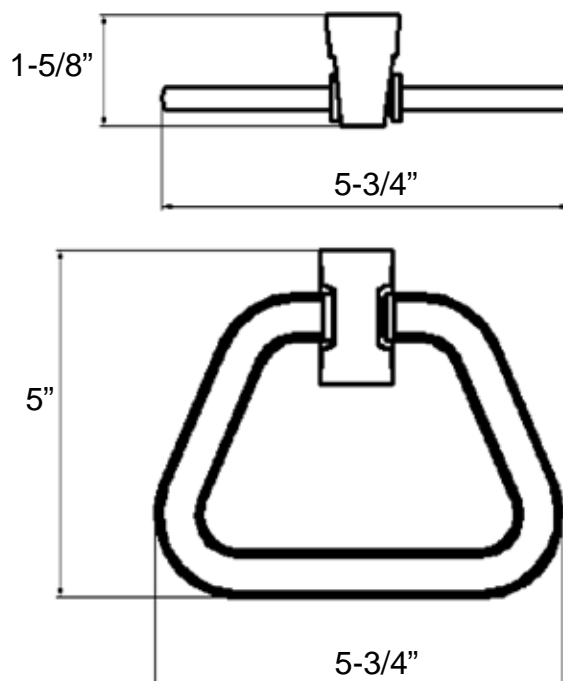
- Material: Zinc Die-cast
- Exposed Screw Surface Mount Application
- Provided with
 - Plastic Anchors x 2
 - Steel Phillips Head Screws #8 x 1-1/4"
- Projection: 1-5/8" from Mounting Surface
- Overall Size: 5-3/4" x 5"

Edison
Collection



Available Finish

- ☐ Chrome



Surface Paper Holder (white roller)

Model: BE2-41

Features

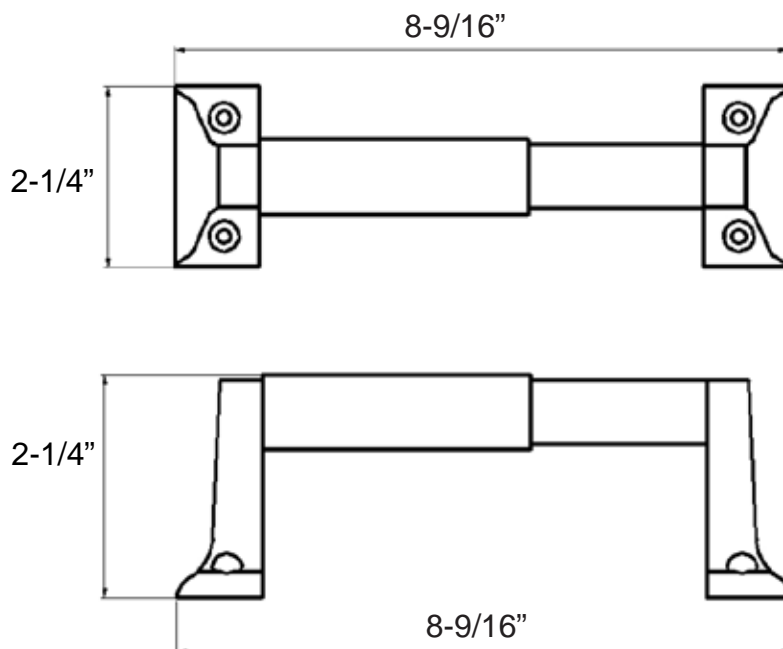
- Material: Zinc Die-cast
- Exposed Screw Surface Mount Application
- Provided with
 - Plastic Anchors x 4
 - Steel Phillips Head Screws #8 x 1-1/4"
- Projection: 2-11/16" from Mounting Surface
- Spring-Loaded Plastic Paper Holder Roller 7/8" Diameter x 6"
- Overall Size: 8-9/16" x 2-1/4"

Edison
Collection



Available Finish

- ☐ Chrome



Tooth Brush & Tumbler Holder

Model: BE2-50

Features

- Material: Zinc Die-cast
- Exposed Screw Surface Mount Application
- Provided with
 - Plastic Anchors x 2
 - Steel Phillips Head Screws #8 x 1-1/4"
- Projection: 3-3/8" from Mounting Surface
- Overall Size: 4" x 7/8"

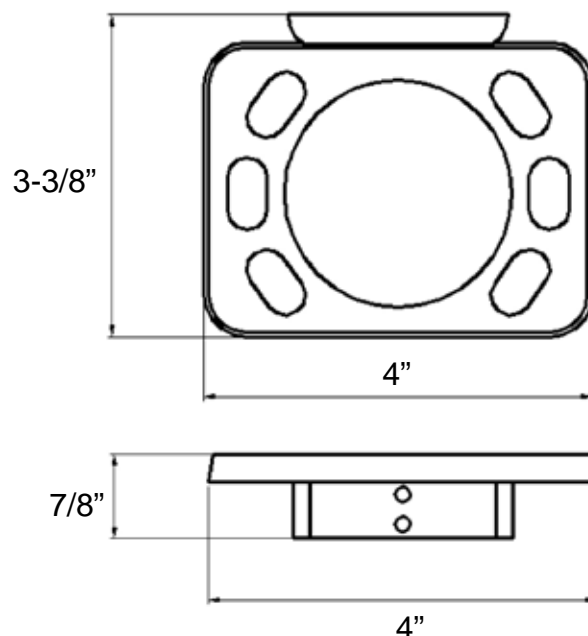
Edison
Collection



** Tumbler Not Included **

Available Finish

- ☐ Chrome



Soap Dish

Model: BE2-60

Features

- Material: Zinc Die-cast
- Exposed Screw Surface Mount Application
- Provided with
 - Plastic Anchors x 2
 - Steel Phillips Head Screws #8 x 1-1/4"
- Projection: 3-3/8" from Mounting Surface
- Overall Size: 4" x 7/8"

Edison
Collection



Available Finish

- ☐ Chrome

